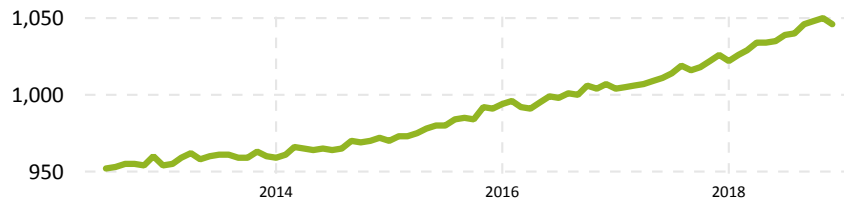


### MONTHLY SERVICE COVERAGE

No. of Pharmacy



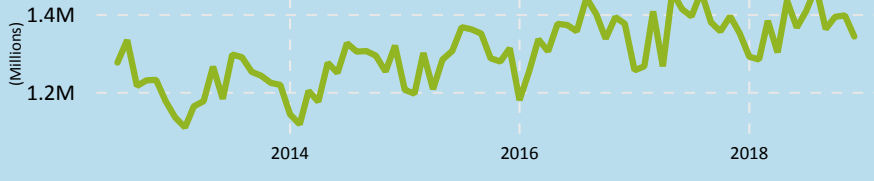
Pharmacy Count




No. of Patients



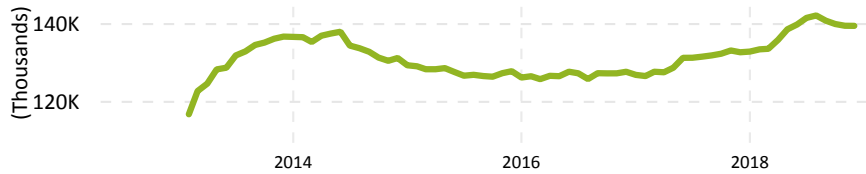
Patient Count



LTC Registration



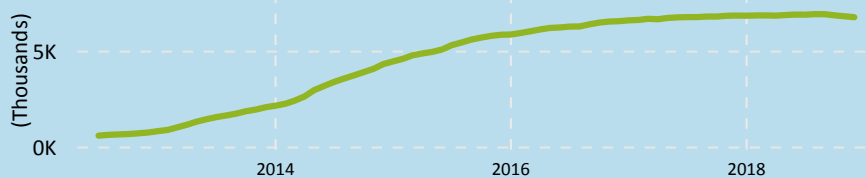
LTC Registrations



CPAMS Patients



CPAMS Patients

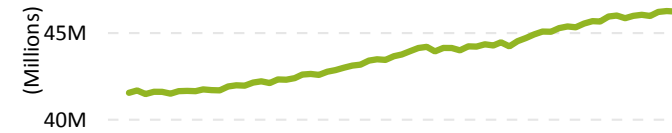


### EXPENDITURE

Payment Type	This Month	YTD	YTD This Month Last Year	Yr on Yr Change
Case Mix	\$18,833,548	\$121,434,453	\$119,832,578	1.34 %
Handling Fees	\$10,456,542	\$64,719,183	\$62,999,956	2.73 %
Drug Margins	\$3,978,542	\$23,695,573	\$22,647,316	4.63 %
LTC Monthly Service Fees	\$2,936,693	\$17,871,450	\$16,768,957	6.57 %
Additional Professional Advisory Service	\$693,354	\$4,188,840	\$0	NA
CPAM Service	\$282,890	\$1,765,277	\$1,843,495	-4.24 %
Brand switch	\$53,438	\$196,526	\$395,747	-50.34 %
Influenza Vaccination Administration Fees	\$861	\$18,273	\$15,333	19.17 %
Section 26/29	\$0	\$307,787	\$538,984	-42.90 %
<b>Total</b>	<b>\$37,235,868</b>	<b>\$234,197,362</b>	<b>\$225,042,366</b>	<b>4.07 %</b>

### ROLLING YEAR ACTIVITY

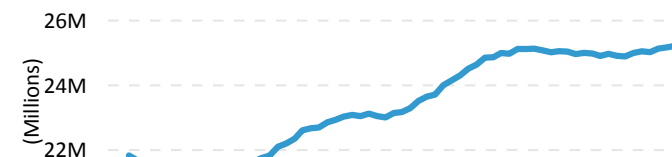
Initial Items



46.2M  
Initial Items

2.01%  
Yr on Yr Growth

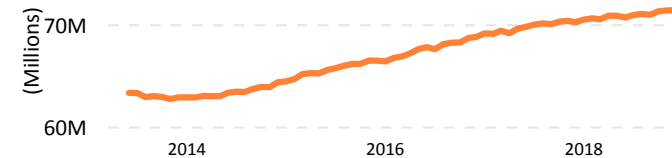
Repeat Items



25.2M  
Repeat Items

1.02%  
Yr on Yr Growth

Total Items



71.5M  
Total Items

1.66%  
Yr on Yr Growth

# Integrated Community Pharmacy Services Agreement (ICPSA) Monitoring Glossary

**Expenditure** is the amount that Community Pharmacies receive through national ICPSA payments. It includes patient co-pay. It does not include local commissioning. Information on ICPSA payments can be found here: <https://tas.health.nz/assets/Uploads/ICPSA-Fees-and-Payments-from-1-October-2018-Fact-Sheet.pdf>  
Payments are reported by the month of service, not the month of payment. Therefore figures for previous months may change due to late claims. The financial year is from 1 July to 30 June.

**Pharmacy Count** – The number of pharmacies with a contract who have dispensed to at least one patient in the month.

**Patient Count** – The number of unique patients dispensed to in the month. If a patient receives multiple dispensing in the month, they will only be counted once.

**LTC registration** - The number of patients registered and eligible to receive LTC Monthly Service Fees for the following month.

For more information on this service see here: <https://tas.health.nz/dhb-programmes-and-contracts/community-pharmacy-programme/services-delivered-under-icpsa/#Long>

**CPAM patients** – The number of patients receiving CPAM services.

For more information on this service see here: <https://tas.health.nz/dhb-programmes-and-contracts/community-pharmacy-programme/services-delivered-under-icpsa/#Community>

**Initial Item** means a pharmaceutical that is an item with a prescription, without repeats or the first item in an intended sequence of items.

**Repeat Item** means a pharmaceutical that is the second or subsequent item dispensed in an intended sequence of items.

**Total Item** means the sum of initials and repeat items

## *Note:*

*Item counts exclude Brand switch items, non-invoiced items and compound components. Credited and re-submitted items have been netted off. Supply orders are included. Items with above standard co-payment where the transaction is less than the co-payment (negative A3J3) have been included.*

## **Data Sources**

- PharmHouse
- MOH payments & contracts systems
- INR Online